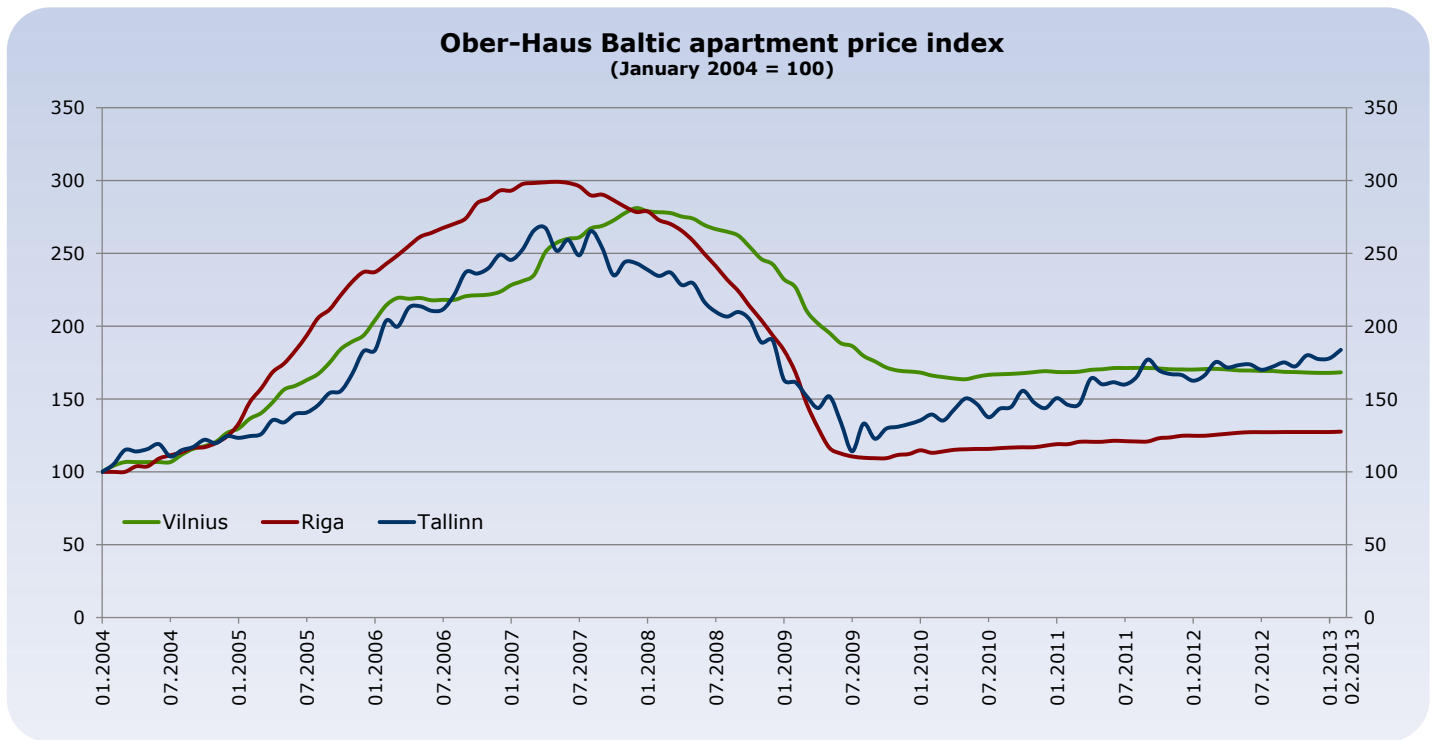


# Ober-Haus Baltic Apartment Price Index

**February 2013**



City	Change in last month	Change in last 12 months	Change from the highest value	Average price EUR/sqm
Vilnius	+0.2%	-1.3%	-40.1%	1,188
Riga	+0.2%	+2.3%	-57.3%	991
Tallinn	+3.3%	+10.6%	-31.3%	1,173

A growth of **0.2%** in apartment prices was recorded in Vilnius after a 10-month break in February 2013. The average price reached **1,188 EUR/sqm**, which is 1.3% lower than a year ago. This change was mostly influenced by a 1.3% increase in apartment prices in the prestigious areas of the Lithuanian capital (Naujamiestis, Zverynas and Antakalnis).

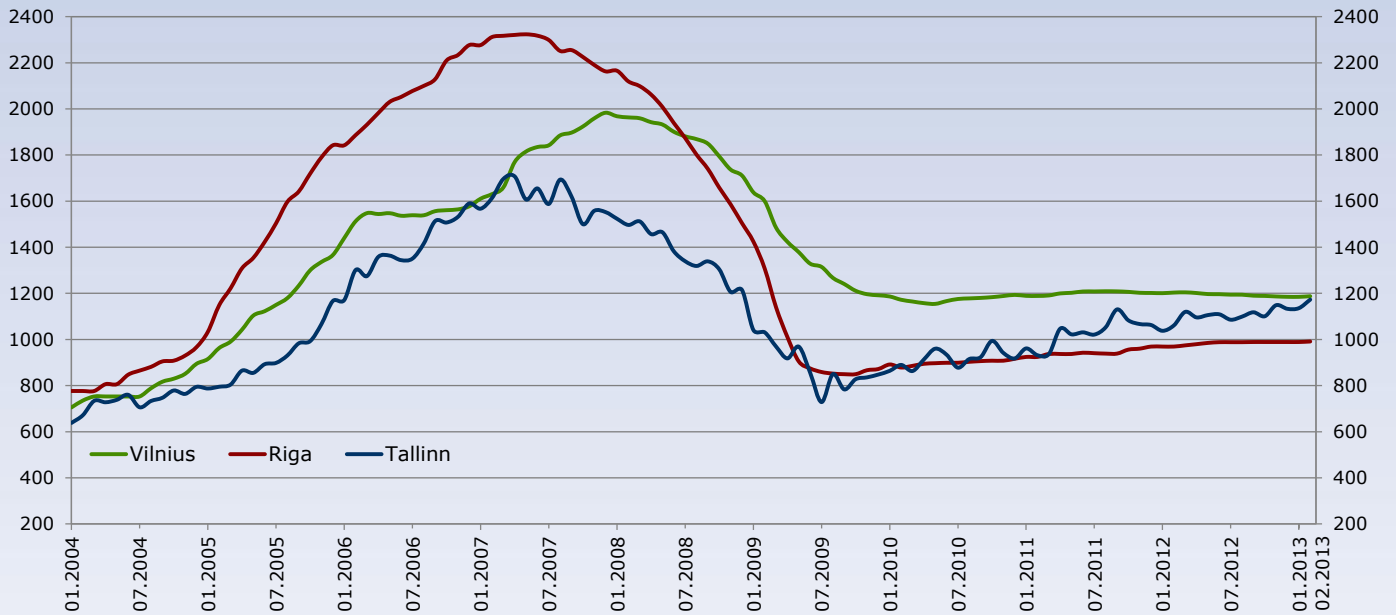
The average apartment price in Riga increased **0.2%** to **991 EUR/sqm** in February 2013. Over the past 12 months, the average apartment price has increased **2.3%**. The number of sales-purchase transactions in February 2013 increased 10% compared with February 2012.

The average apartment price in Tallinn increased **3.3%** to **1,137 EUR/sqm** in February. Compared with February 2012, the average price increased 10.6%. There was a total of 576 sale-purchase transactions involving flats in February, which is 13.2% more than there were in February 2012.

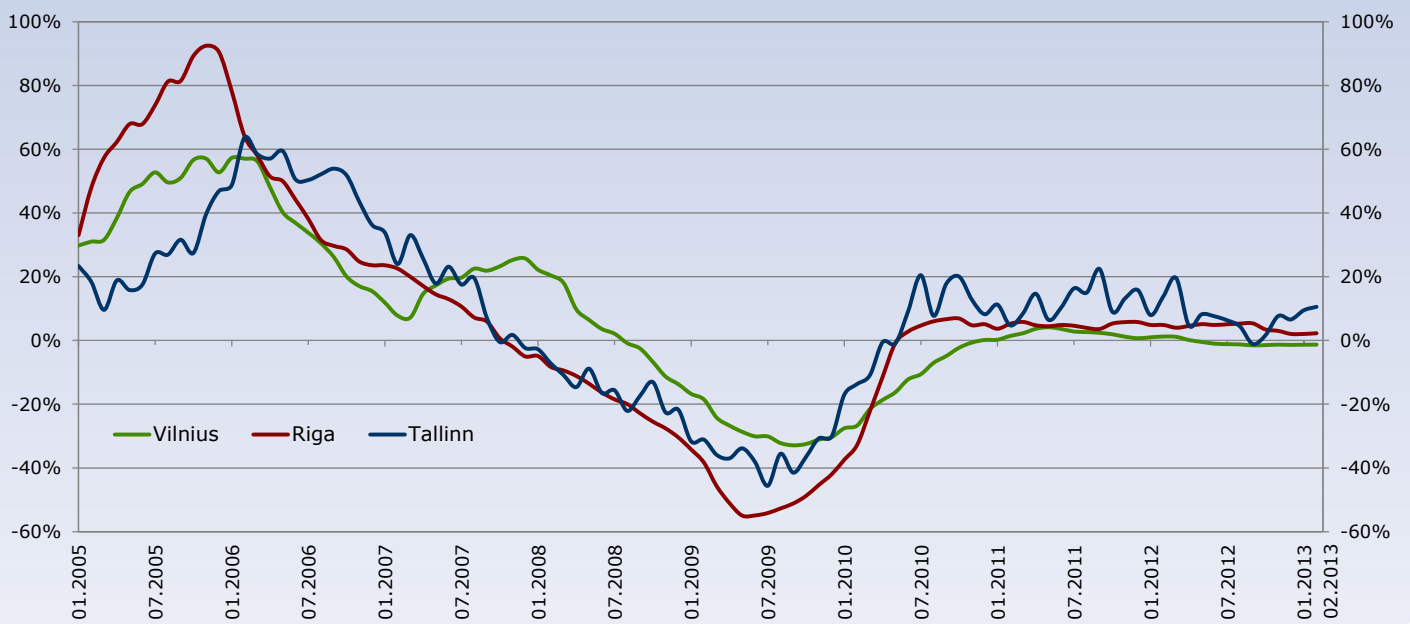
Ober-Haus Baltic Apartment Price Index

**February 2013**

**Average apartment prices in Baltic capitals**  
(EUR/sqm)



**Annual apartment price changes in Baltic capitals**



The Ober-Haus Baltic Apartment Price Index is the ownership of **Ober-Haus Real Estate Advisors**. Any information related to the content must be accompanied by reference to **Ober-Haus Real Estate Advisors**.