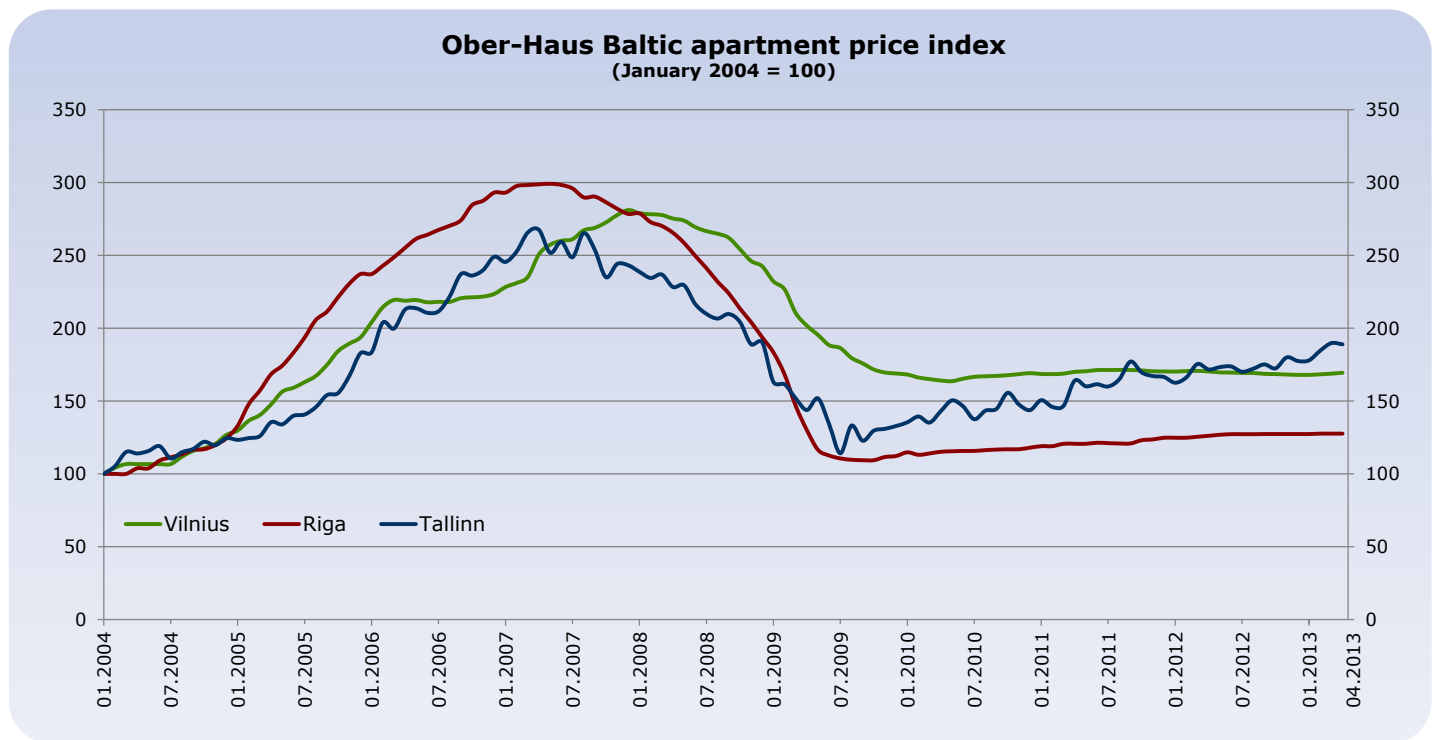


Ober-Haus Baltic Apartment Price Index

April 2013



| City | Change in last month | Change in last 12 months | Change from the highest value | Average price EUR/sqm |
|---------|----------------------|--------------------------|-------------------------------|-----------------------|
| Vilnius | +0.4% | -0.5% | -39.7% | 1,195 |
| Riga | 0.0% | +1.2% | -57.3% | 991 |
| Tallinn | -0.4% | +10.0% | -29.4% | 1,206 |

Vilnius apartment prices edged up for the third month in a row, rising **0.4%** to **1,195 EUR/sqm** in April 2013. Still, there was a negative annual change in apartment prices, which decreased **0.5%** in March 2013 (a 1.1% annual decrease was recorded in March 2013). The stability in prices and historically low interest rates are having a positive effect on the number of transactions. In first four months of this year the number of apartment transactions in Vilnius increased by 25% comparing with the same period of 2012.

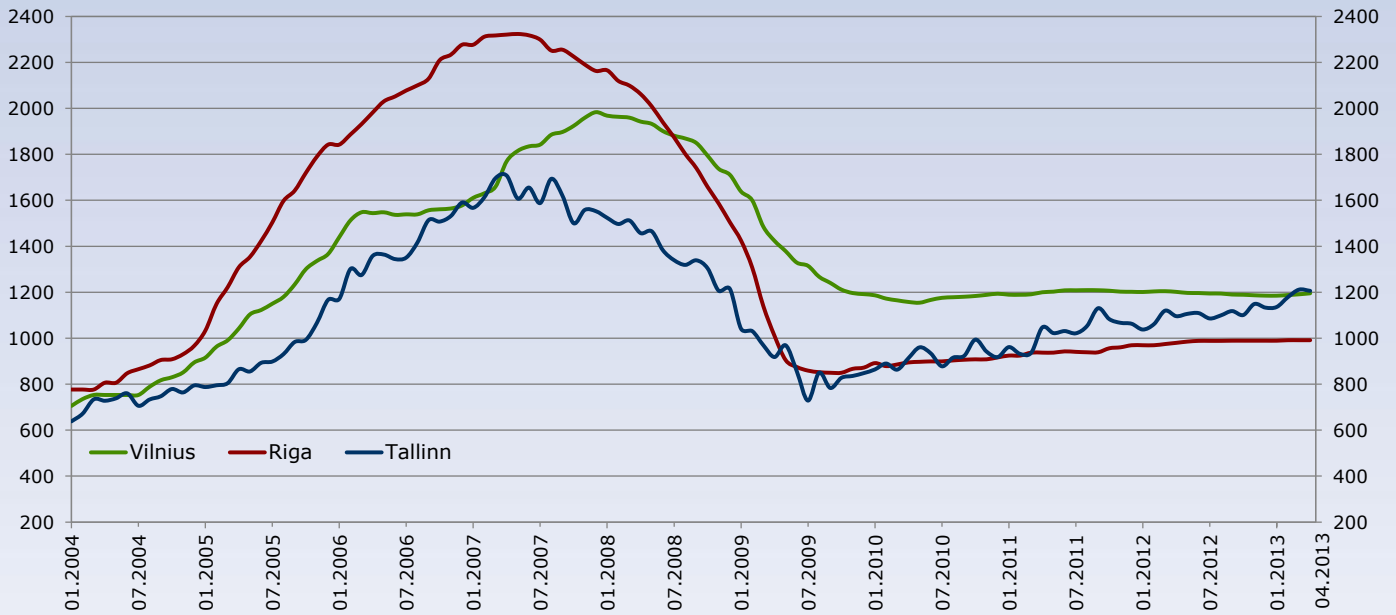
In April 2013, apartment prices in Riga remained stable, with an average price of **991 EUR/sqm**. Over the past 12 months, the average apartment price has increased **1.2%**. The number of sales-purchase transactions in April 2013 increased 23% compared with April 2012.

The average apartment price in Tallinn decreased **0.4%** to **1,206 EUR/sqm** in April 2013. Compared with April 2012, the average price increased 10.0%. There were in total 2,395 sale-purchase transactions involving flats during first four months of 2013, which is 14.3% more than in the same period of 2012.

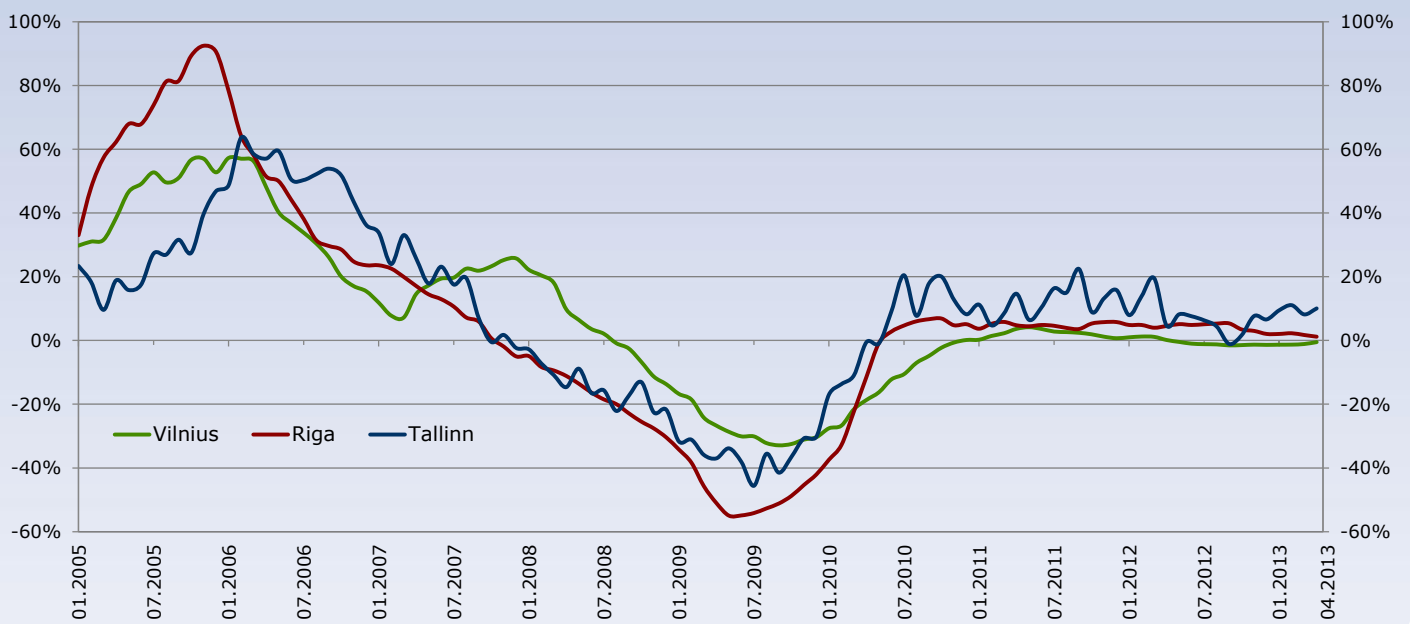
Ober-Haus Baltic Apartment Price Index

April 2013

Average apartment prices in Baltic capitals
(EUR/sqm)



Annual apartment price changes in Baltic capitals



The Ober-Haus Baltic Apartment Price Index is the ownership of **Ober-Haus Real Estate Advisors**. Any information related to the content must be accompanied by reference to **Ober-Haus Real Estate Advisors**.